

FRVS RGB modules are premium color changing signage modules engineered for constant current so there is no lumen drop across the full length of any string. The FRVS RGB module features three chips in each LED – red, green, blue and amber for added brightness. Use DMX controls to tune RGB modules to any color. Insulation Displacement Connection is adopted to reduce the voltage drop of long-distance supply. FRVS Series modules are rated IP66 and come with a 2-year warranty.


APPLICATIONS

- Channel letter
- Box signs
- Cove and Accent lighting

PRODUCT RATINGS

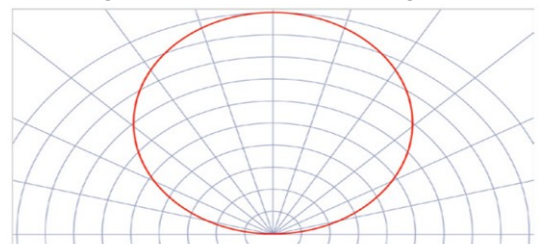
Luminous Efficacy	32.4 lm/W (All)	Input Current	41 mA (All)
	12.2 lm/W (Red)		17.5 mA (Red)
	30.8 lm/W (Green)		17.5 mA (Green)
	6.9 lm/W (Blue)		17.5 mA (Blue)
	28.7 lm/W (Amber)		17.5 mA (Amber)
Wattage per Module	0.98 W/module (All)	Power Supply Loading	90 modules per 100W
	0.42 W/module (Red)	Ingress Protection	IP66
	0.42 W/module (Green)	Operating Temperature	-40° — +60° C
	0.42 W/module (Blue)	L70 Lifetime @ 60° C	50,000 Hours
	0.42 W/module (Amber)	Warranty	2 Year Limited Warranty
Input Voltage	24 VDC	Number of Pixel	80 pixels / Strip (1 Pixel per module)
Control	DMX512	Addressing Options	Auto-Addressing

COLOR TEMPERATURE SCALE

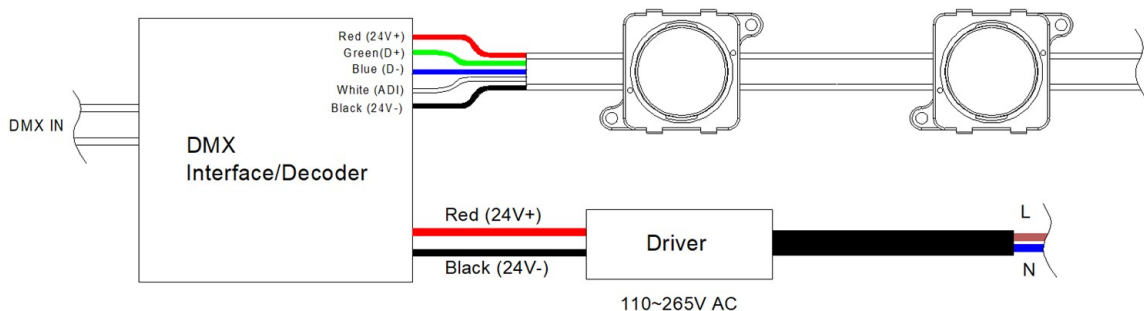


LUMINOUS INTENSITY DISTRIBUTION

Batwing Beam Pattern (beam angle: 120°)



WIRING DIAGRAM



SHIPPING INFORMATION

Module Type	Packaging Quantity		Carton Dimensions			Gross Weight	Net Weight
	Per Strip	Per Carton					
FRVS-RGBA-B	80Modules	240Modules	W	D	H	4.88KG	4.41KG
	28.2FT	84.6FT	19.7 inch	9.1 inch	6.7 inch		
	8.6m	25.8m	500mm	230mm	170mm		

LAYOUT GUIDE*

Channel Depth (in.)	Single Row		Multiple Rows		Channel Depth (mm)	Single Row		Multiple Rows	
	Max. Stroke	Module Spacing	Row Spacing	Module Spacing		Max. Stroke	Module Spacing	Row Spacing	Module Spacing
4	8	3	10	3	100	200	75	100	75
5	9	3	10	3	125	225	75	100	75
6	10	4	10	4	150	250	100	100	100
7	11	4	10	4	175	275	100	100	100
≥7	12	4	10	4	≥200	300	100	100	100

*Density guide designed to maintain a minimum of 600 lux for a single row or 800 lux for multiple rows at sign face .

POWER SUPPLY LOADING

FRVS-RGB					
Power Supply		18AWG/0.82 mm ² supply wire Max. # of Modules Per Continuous String	16AWG/1.31 mm ² supply wire Max. # of Modules Per Continuous String	14AWG/2.08 mm ² supply wire Max. # of Modules Per Continuous String	12AWG/3.31 mm ² supply wire Max. # of Modules Per Continuous String
Maximum Supply Wire Limits	18W	20Pcs (2m)	/	/	/
	35W	40Pcs (4m)	/	/	/
	60W	40Pcs (4m)	61Pcs (6.1m)	/	/
	75W	40Pcs (4m)	61Pcs (6.1m)	72Pcs (7.2m)	/
	100W	40Pcs (4m)	61Pcs (6.1m)	72Pcs (7.2m)	85Pcs (8.5m)
	150W	40Pcs (4m)	61Pcs (6.1m)	72Pcs (7.2m)	85Pcs (8.5m)
	200W	40Pcs (4m)	61Pcs (6.1m)	72Pcs (7.2m)	85Pcs (8.5m)
	240W	40Pcs (4m)	61Pcs (6.1m)	72Pcs (7.2m)	85Pcs (8.5m)
	300W	40Pcs (4m)	61Pcs (6.1m)	72Pcs (7.2m)	85Pcs (8.5m)

Note 1. The number of modules in each of the parallel strings should not exceed the specified maximum.

2. *3 – 300 Watt Channels

DIMENSIONS
