



FLL RGB


FLL-RGB

LED MODULE

FLL RGB modules are premium color changing signage modules engineered for constant current so there is no lumen drop across the full length of any string. The FLL RGB module features three chips in each LED – red, green, blue for added brightness. Use DMX controls to tune RGB modules to any color. Insulation Displacement Connection is adopted to reduce the voltage drop of long-distance supply. FLL Series modules are rated IP66 and come with a 2-year warranty.

APPLICATIONS


- Channel letter
- Box signs
- Cove and Accent lighting



PRODUCT RATINGS

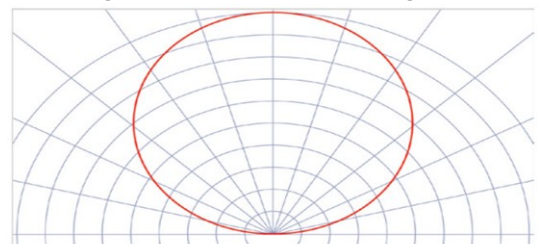
Luminous Efficacy	31.9 lm/W (All)	Input Current	55mA (All)
	17.4 lm/W (Red)		25 mA (Red)
	45.7 lm/W (Green)		25 mA (Green)
	10.0 m/W (Blue)		25 mA (Blue)
Wattage per Module	1.32 W/module (All)	Power Supply Loading	68 modules per 100W
	0.60 W/module (Red)	Ingress Protection	IP66
	0.60 W/module (Green)	Operating Temperature	-40° — +60° C
	0.60 W/module (Blue)	L70 Lifetime @ 60° C	50,000 Hours
Input Voltage	24 VDC	Warranty	2 Year Limited Warranty
Control	DMX512	Number of Pixel	30 pixels / Strip (1 Pixel per module)
Addressing Options	Auto-Addressing		

COLOR TEMPERATURE SCALE

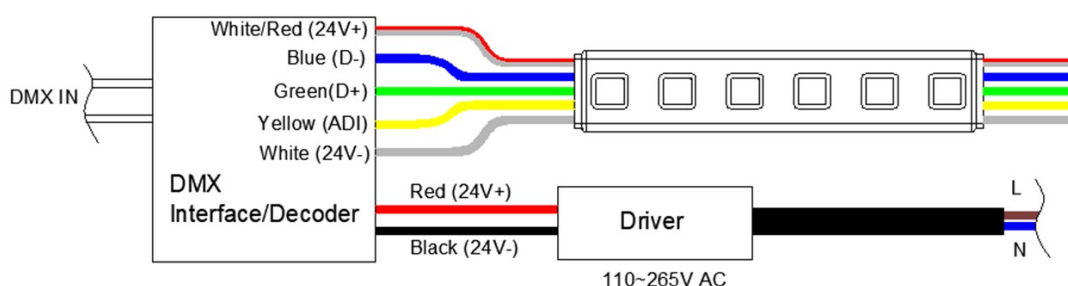


LUMINOUS INTENSITY DISTRIBUTION

Batwing Beam Pattern (beam angle: 120°)



WIRING DIAGRAM



SHIPPING INFORMATION

Module Type	Packaging Quantity		Carton Dimensions			Gross Weight	Net Weight
	Per Strip	Per Carton					
FLL-RGB-B	30Modules	240Modules	W	D	H	7.49KG	7.03KG
	15.1FT	120.7FT	19.7 inch	9.1 inch	6.7 inch		
	4.6m	36.8m	500mm	230mm	170mm		

LAYOUT GUIDE*

Channel Depth (in.)	Single Row		Multiple Rows		Channel Depth (mm)	Single Row		Multiple Rows	
	Max. Stroke	Module Spacing	Row Spacing	Module Spacing		Max. Stroke	Module Spacing	Row Spacing	Module Spacing
4	8	6	2	6	100	200	150	50	150
5	9	6	2	6	125	225	150	50	150
6	10	7	3	7	150	250	175	75	175
7	11	7	3	7	175	275	175	75	175
≥7	12	7	3	7	≥200	300	175	75	175

*Density guide designed to maintain a minimum of 600 lux for a single row or 800 lux for multiple rows at sign face .

POWER SUPPLY LOADING

FLL-RGB					
Power Supply		18AWG/0.82 mm ² supply wire Max. # of Modules Per Continuous String	16AWG/1.31 mm ² supply wire Max. # of Modules Per Continuous String	14AWG/2.08 mm ² supply wire Max. # of Modules Per Continuous String	12AWG/3.31 mm ² supply wire Max. # of Modules Per Continuous String
Maximum Supply Wire Limits	18W	10Pcs (2m)	/	/	/
	35W	20Pcs (4m)	/	/	/
	60W	30Pcs (6m)	/	/	/
	75W	30Pcs (6m)	40Pcs (8m)	/	/
	100W	30Pcs (6m)	40Pcs (8m)	50Pcs (10m)	60Pcs (12m)
	150W	30Pcs (6m)	40Pcs (8m)	50Pcs (10m)	60Pcs (12m)
	200W	30Pcs (6m)	40Pcs (8m)	50Pcs (10m)	60Pcs (12m)
	240W	30Pcs (6m)	40Pcs (8m)	50Pcs (10m)	60Pcs (12m)
	300W	30Pcs (6m)	40Pcs (8m)	50Pcs (10m)	60Pcs (12m)

Note 1. The number of modules in each of the parallel strings should not exceed the specified maximum.

2. *3 – 300 Watt Channels

DIMENSIONS

