

FRS Color modules are premium color changing signage modules engineered for constant current so there is no lumen drop across the full length of any string. The FRS Color modules are available in True Red, Blue and Green, enabling a wide variety of applications for nuanced indoor and outdoor signage and accent lighting. Use DMX controls to tune brightness. Insulation Displacement Connection is adopted to reduce the voltage drop of long-distance supply. FRS Series modules are rated IP66 and come with a 2-year warranty.

APPLICATIONS


- Channel letter
- Box signs
- Cove and Accent lighting



PRODUCT RATINGS

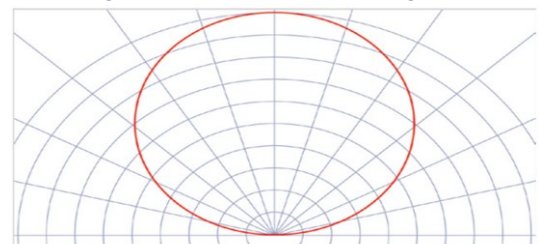
Luminous Efficacy	20.8 lm/W (Red)	Input Current	48 mA (Red)
	45.8 lm/W (Green)		48 mA (Green)
	13.2 lm/W (Blue)		48 mA (Blue)
Wattage per Module	1.2 W/module (Red)	Power Supply Loading	75 modules per 100W
	1.2 W/module (Green)	Ingress Protection	IP66
	1.2 W/module (Blue)	Operating Temperature	-40° — +60° C
Input Voltage	24 VDC	L70 Lifetime @ 60° C	50,000 Hours
Control	DMX512	Warranty	2 Year Limited Warranty
Addressing Options	Auto-Addressing	Number of Pixel	50 pixels / Strip (1 Pixel per module)

COLOR TEMPERATURE SCALE

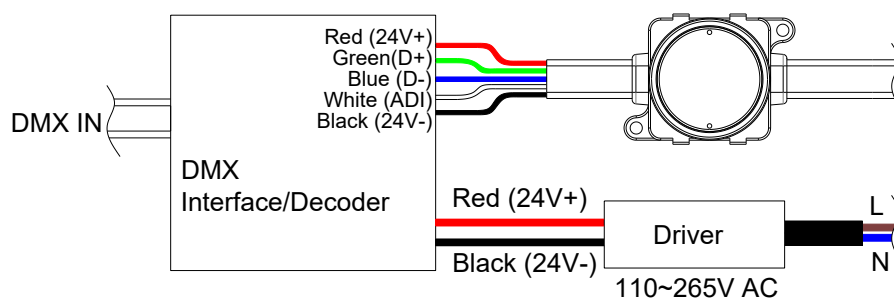


LUMINOUS INTENSITY DISTRIBUTION

Batwing Beam Pattern (beam angle: 120°)



WIRING DIAGRAM



SHIPPING INFORMATION

Module Type	Packaging Quantity		Carton Dimensions			Gross Weight	Net Weight
	Per Strip	Per Carton					
FRS-R / FRS-G / FRS-B	50Modules	200Modules	W	D	H	4.87KG	4.4KG
	18.4FT	73.5FT	19.7 inch	9.1 inch	6.7 inch		
	5.6m	22.4m	500mm	230mm	170mm		

LAYOUT GUIDE*

Channel Depth (in.)	Single Row		Multiple Rows		Channel Depth (mm)	Single Row		Multiple Rows	
	Max. Stroke	Module Spacing	Row Spacing	Module Spacing		Max. Stroke	Module Spacing	Row Spacing	Module Spacing
4	11	4	10	4	100	275	100	100	100
5	14	4	10	4	125	350	100	100	100
6	14	4	10	4	150	350	100	100	100
7	14	4	10	4	175	350	100	100	100
≥7	14	4	10	4	≥200	350	100	100	100

*Density guide designed to maintain a minimum of 600 lux for a single row or 800 lux for multiple rows at sign face .

POWER SUPPLY LOADING

FRS-R / FRS-G / FRS-B					
Power Supply		18AWG/0.82 mm ² supply wire Max. # of Modules Per Continuous String	16AWG/1.31 mm ² supply wire Max. # of Modules Per Continuous String	14AWG/2.08 mm ² supply wire Max. # of Modules Per Continuous String	12AWG/3.31 mm ² supply wire Max. # of Modules Per Continuous String
Maximum Supply Wire Limits	18W	15Pcs (1.5m)	/	/	/
	35W	25Pcs (2.5m)	/	/	/
	60W	25Pcs (2.5m)	35Pcs (3.5m)	/	/
	75W	25Pcs (2.5m)	35Pcs (3.5m)	55Pcs (5.5m)	/
	100W	25Pcs (2.5m)	35Pcs (3.5m)	55Pcs (5.5m)	75Pcs (7.5m)
	150W	25Pcs (2.5m)	35Pcs (3.5m)	55Pcs (5.5m)	75Pcs (7.5m)
	200W	25Pcs (2.5m)	35Pcs (3.5m)	55Pcs (5.5m)	75Pcs (7.5m)
	240W	25Pcs (2.5m)	35Pcs (3.5m)	55Pcs (5.5m)	75Pcs (7.5m)
	300W	25Pcs (2.5m)	35Pcs (3.5m)	55Pcs (5.5m)	75Pcs (7.5m)

Note 1. The number of modules in each of the parallel strings should not exceed the specified maximum.

2. *3 – 300 Watt Channels

DIMENSIONS

